




PURPURA-PONTONIERE
Evaluation of Instruction Program Report
 20W: COM SCI M151B DIS 1B: COMPUTR SYSTMS
 ARCH


No. of responses = 23
 Enrollment = 42
 Response Rate = 54.76%

1. Background Information:

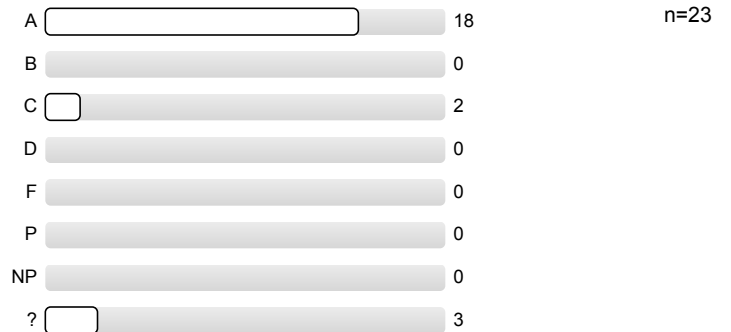
1.1) Year in School:




1.2) UCLA GPA:



1.3) Expected Grade:

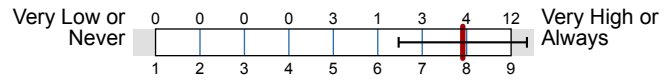


1.4) What requirements does this course fulfill?



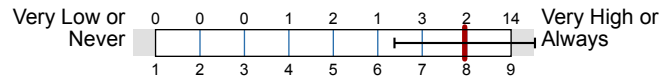
2. To What Extent Do You Feel That:

2.1) Teaching Assistant Knowledge - The T.A. was knowledgeable about the material.



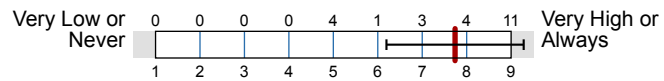
n=23
av.=7.91
md=9
dev.=1.44

2.2) Teaching Assistant Concern - The T.A. was concerned about student learning.



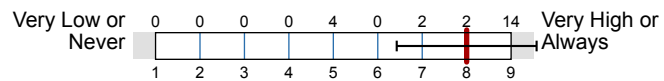
n=23
av.=7.96
md=9
dev.=1.58

2.3) Organization - Section presentations were well prepared and organized.



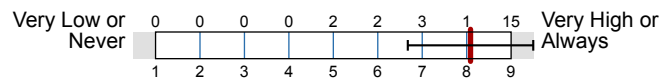
n=23
av.=7.74
md=8
dev.=1.54

2.4) Scope - The teaching assistant expanded on course ideas.



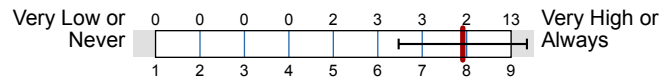
n=22
av.=8
md=9
dev.=1.57
ab.=1

2.5) Interaction - Students felt welcome in seeking help in or outside of the class.



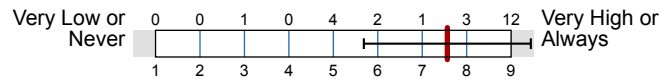
n=23
av.=8.09
md=9
dev.=1.41

2.6) Communication Skills - The teaching assistant had good communication skills.



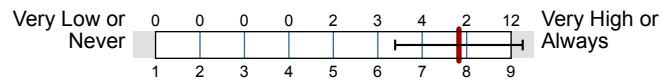
n=23
av.=7.91
md=9
dev.=1.44

2.7) Value - The overall value of the sections justified your time and effort.



n=23
av.=7.57
md=9
dev.=1.88

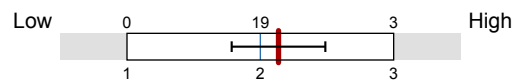
2.8) Overall - What is your overall rating of the teaching assistant?



n=23
av.=7.83
md=9
dev.=1.44

3. Your View of Section Characteristics:

3.1) Difficulty (relative to other courses)



n=22
av.=2.14
md=2
dev.=0.35
ab.=1

3.2)	Workload/pace was		n=22 av.=2.14 md=2 dev.=0.35 ab.=1
3.3)	Integration of section with course was		n=22 av.=2.59 md=3 dev.=0.5 ab.=1
3.4)	Texts, required readings		n=21 av.=2.48 md=2 dev.=0.51 ab.=2
3.5)	Homework assignments		n=22 av.=2.59 md=3 dev.=0.5 ab.=1
3.6)	Graded materials, examinations		n=22 av.=2.59 md=3 dev.=0.59 ab.=1
3.7)	Lecture presentations		n=22 av.=2.64 md=3 dev.=0.49 ab.=1
3.8)	Class discussions		n=22 av.=2.55 md=3 dev.=0.51 ab.=1

4. Comments:

- 4.1) Please identify what you perceive to be the real strengths and weaknesses of this teaching assistant and course.
- Great TA! Thanks for always answering questions on campuswire!
 - Great TA, very helpful on campuswire. I didn't go to many discussion sections, but on campuswire all questions people had were addressed quickly.
 - Great guy. Keep it up. Proud of you!
 - His explanation about the learning content gave strict attention to everyone because he had trained a lot related to the system architecture. However, he had been occasionally in the trap of an excellent idea flashing into his mind. Although he was an intelligent teaching assistant, he needs slight improvement in analyzing the inconsistent aspects like the loop-unrolling scheduling and the pipelining technique.
 - If he can be more engaging during the discussion it would be way better
 - Only went to first couple discussions, but better organization for topics to be covered in the section would be more beneficial overall
 - good practice problems, it would be helpful to have the solutions worked out before the discussion

Profile

Subunit: COM SCI
 Name of the instructor: . PURPURA-PONTONIERE
 Name of the course: 20W: COM SCI M151B DIS 1B: COMPUTR SYSTMS ARCH
 (Name of the survey)

Values used in the profile line: Mean

2. To What Extent Do You Feel That:

2.1) Teaching Assistant Knowledge - The T.A. was knowledgeable about the material.	Very Low or Never									Very High or Always	n=23	av.=7.91
2.2) Teaching Assistant Concern - The T.A. was concerned about student learning.	Very Low or Never									Very High or Always	n=23	av.=7.96
2.3) Organization - Section presentations were well prepared and organized.	Very Low or Never									Very High or Always	n=23	av.=7.74
2.4) Scope - The teaching assistant expanded on course ideas.	Very Low or Never									Very High or Always	n=22	av.=8.00
2.5) Interaction - Students felt welcome in seeking help in or outside of the class.	Very Low or Never									Very High or Always	n=23	av.=8.09
2.6) Communication Skills - The teaching assistant had good communication skills.	Very Low or Never									Very High or Always	n=23	av.=7.91
2.7) Value - The overall value of the sections justified your time and effort.	Very Low or Never									Very High or Always	n=23	av.=7.57
2.8) Overall - What is your overall rating of the teaching assistant?	Very Low or Never									Very High or Always	n=23	av.=7.83

3. Your View of Section Characteristics:

3.1) Difficulty (relative to other courses)	Low									High	n=22	av.=2.14
3.2) Workload/pace was	Too Slow									Too Much	n=22	av.=2.14
3.3) Integration of section with course was	Poor									Excellent	n=22	av.=2.59
3.4) Texts, required readings	Poor									Excellent	n=21	av.=2.48
3.5) Homework assignments	Poor									Excellent	n=22	av.=2.59
3.6) Graded materials, examinations	Poor									Excellent	n=22	av.=2.59
3.7) Lecture presentations	Poor									Excellent	n=22	av.=2.64
3.8) Class discussions	Poor									Excellent	n=22	av.=2.55